



— BROCK SOLID® —

BIN SWEEPS



Safeguarding Your Grain® Since 1957

Protecting Your Investment

When months of hard work go into producing a grain crop, trust it to the best in grain sweeps: Brock.

Brock Solid® is our guarantee of trusted reliability you can count on day in and day out. It's unmistakable quality, built to last year after year. And it's the

same guarantee we founded the company on back in 1957.

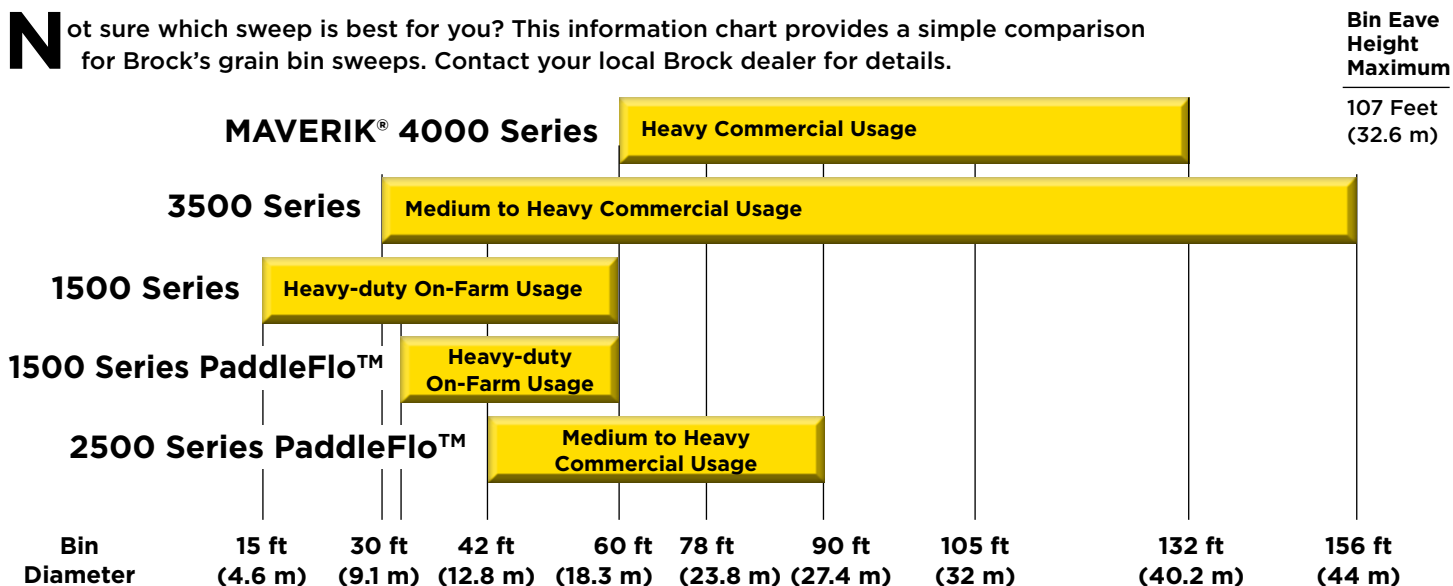
Today, our dealers continue to uphold those standards, providing the superior service and support customers expect from Brock. Brock Solid means you can depend on them and us. Times may

change, but our solid values are stronger than ever.

Whether you're a farmer storing your own grain or a commercial operation entrusted with safeguarding your customer's crops, Brock Solid delivers. Always has, always will.

Choose the Sweep Model That Best Fits Your Need

Not sure which sweep is best for you? This information chart provides a simple comparison for Brock's grain bin sweeps. Contact your local Brock dealer for details.



MAVERIK® 4000 Series

MAVERIK HTF®
SINGLE PASS. SWEEP TWICE.

Heavy Commercial Usage

Bin Diameters 60-132 feet (18.3-40.2 m)

Bin Eave Height Maximum 107 ft. (32.6 m)

Auger Diameters 12 inches (305 mm)

Capacity Range 7,500-15,000 bushels (190-381 metric tons) per hour



Sprocket Rail Drive provides smooth, efficient sweep movement. Dual arm option provides MAVERIK® HTF Single Pass. Swept Twice.™ clean-up.



All-Hydraulic Sweep with advanced variable-speed technology optimizes time and productivity and can be operated remotely.

3500 Series

Medium to Heavy Commercial Usage

- Bin Diameters** 30-156 feet (9.1-47.5 m)
- Bin Eave Height Maximum** 107 ft. (32.6 m)
- Auger Diameters** 12 or 16 inches (305 or 406 mm)
- Capacity Range** 4,000-10,000 bushels (102-254 metric tons) per hour



Rugged Drive System with positive sprocket rail drive for no-slip operation and more pushing torque.



Forward Motion Auto Drive for True Zero Entry is standard to manage grain avalanches and compacted grain without the need to reverse.



Adjustable Bin Wall Agitator

3500 Series Commercial Sweep

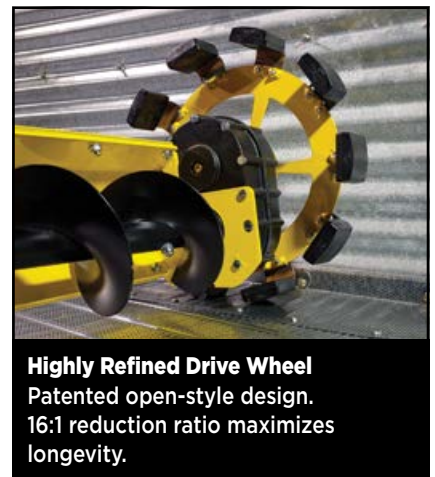
1500 Series

Heavy-duty Power Sweeps

- Bin Diameters** 15-60 feet (4.6-18.3 m)
- Bin Eave Height Maximum** 107 ft. (32.6 m)
- Auger Diameters** 8 or 10 inches (203 or 254 mm)
- Capacity Range** Up to 5,500 bushels (140 metric tons) per hour



Bulletproof Gearboxes
Brock 1500 Series Power Sweeps are built around robust center gearboxes that are manufactured in the USA.



Highly Refined Drive Wheel
Patented open-style design. 16:1 reduction ratio maximizes longevity.

1500 Series PaddleFlo™

Heavy-duty Power Sweeps

Bin Diameters 36-60 feet (11.0-18.3 m)

Bin Eave Height Maximum 107 ft. (32.6 m)


Paddle Dimensions 4.5 in. x 6 in. (11.43 cm. x 15.24 cm.)

Capacity Range Up to 5,500 bushels (140 metric tons) per hour



Tensioner/Extender (Patent Pending)

- Exclusive to Brock; easily tensions the paddle chain.
- Extend length of sweep arm, up to 12 inches (305 mm) of total adjustment.



Highly Refined Drive Wheel

- 64:1 reduction ratio maximizes longevity.
- Open treads minimizes climbing piled grain and maintain contact with the floor for maximum traction.

2500 Series PaddleFlo™

Heavy-duty Power Sweeps

Bin Diameters 42-90 feet (12.8-27.4 m)

Bin Eave Height Maximum 107 ft. (32.6 m)

Paddle Dimensions 5.5 in. x 9 in. (13.97 cm. x 22.86 cm.)

Capacity Range Up to 4,000 bushels (101.6 metric tons) per hour



Tractor Drive—not driven by an exterior motor.

- Larger units are equipped with multiple drives, while smaller units will operate with a single drive.
- Rugged, foam-filled tires for durability.
- Weight Plates help keep sweep end and center firmly on the floor.



Moves More Grain From Bin Edges for a More Thorough Cleanout

- Engineered to operate under doors in larger bins.
- Extends the sweep fully to the bin wall for more complete cleanout.
- Adjustable Back Plate can be positioned closer to the floor to reduce grain pressure on the rubber scraper.



Learn More

Scan to access videos and learn more about Brock Bin Sweeps.

A Full Line of Brock Solid® Solutions



— BROCK SOLID® —

Safeguarding Your Grain® Since 1957

BROCK GRAIN SYSTEMS

A Division of CTB, Inc.

A Berkshire Hathaway Company

Phone: +1 866.658.4191

www.brockgrain.com

Email: sales@brockgrain.com

BR-2279/202604