



— BROCK SOLID® —

GRAIN STRUCTURES



Safeguarding Your Grain® Since 1957

Supporting Your Investment

When months of hard work go into producing a grain crop, trust it to the best in grain structures: Brock.

BROCK SOLID® is our guarantee of trusted reliability you can count on day in and day out. It's unmistakable quality, built to last year after year. And it's the same guarantee we founded the company on back in 1957.

Today, our dealers continue to uphold those standards, providing the superior service and support customers expect from Brock. Brock Solid means you can depend on them and us. Times may change, but our solid values are stronger than ever.

Whether you're a farmer storing your own grain or a commercial operation entrusted with safeguarding your customer's crops, Brock Solid delivers. Always has, always will.

Catwalk Options Include:

- Mid-span walkarounds
- Service access platforms
- Grip strut walkway with toe board
- Full-width expanded metal grating walkway with toe board
- Fiberglass or bar grating styles
- Custom openings
- Mitered and beveled ends

Catwalks

Choose from two standard style options: Handrail Truss and Walk-Through, or let us customize trusses to meet your specific span, length and option requirements. Finishes available: hot-dip galvanized steel, powder-coat paint, industrial enamel paint or duplex (galvanized plus powder-coat paint).



Handrail Truss comes in standard widths of 30-108 inches (762-2743 mm) and maximum span of 125 feet (38.1 m).




Walk-Through Truss comes in standard widths of 72-120 inches (1828-3048 mm) and maximum span of 190 feet (57.9 m). Custom engineered spans can reach up to 270 feet (82 m) and longer.



Optional **Mid-Span Walkarounds** provide OSHA-compliant wider sections of the catwalk at specific points for equipment inspection, maintenance and safe passage.

Towers

A wide range of sizes and customized configurations make nearly any tower you need a reality. Finishes available: hot-dip galvanized steel, powder-coat paint, industrial enamel paint or duplex (galvanized plus powder-coat paint).



Bucket Elevator Support Towers assemble easily and are available with options such as access bracing, catwalk support beams, platforms, ladder & cage systems, wraparound stairs, switchback stairs, and custom fabricated superstructures at the base.



Catwalk Support Towers are custom engineered for height, wind speed, or seismic zone, with the option to add access bracing, conveyors, spouting and other custom configurations.

RIGHTFIT DESIGN™ Support Towers



Economical Brock RIGHTFIT DESIGN Support Towers offer staged load capacities and the Brock Solid quality you expect for on-farm and light commercial use. RIGHTFIT DESIGN Structures also utilize the Brock Slot and Tab Connection technology that is unmatched for its consistency and strength in the connection joint.

Custom Structures to Meet a Variety of Needs

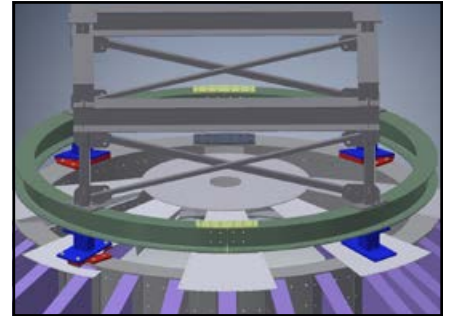


For commercial facilities, Brock's Support Towers offer versatile, custom-configured structures meeting a variety of needs. The Brock patented Slot and Tab Connection System stands out for its labor-saving assembly as well as its remarkably strong and consistently precise connections.

EVERLOC® Roof Mount System

Brock's EVERLOC Roof Mount System efficiently and uniformly connects bins with Brock's Catwalk and Tower Support Systems.

- Helps control how peak load is transferred to the bin's structural roof system.
- Ring design enhances rotational flexibility of the mount.
- The system can be assembled closer to ground level.
- Designed to connect easily to a Brock support system.
- Offers installation time savings while reducing in-field fabrication.
- Ease of installation:
 - Limited field drilling.
 - No cutting through roof skin.
 - No welding necessary.
- Weather-tight connection.
 - No boots to install.
 - Easy to seal/caulk around plate.



The Brock EVERLOC Mount provides a strong and adaptable base for the bin peak support tower. The mount system's ring component allows for flexibility if changes are needed in the future. Bolt-together assembly minimizes the size of the openings needed in the roof skin and the mount can be installed during bin construction. The EVERLOC Mount can also be adjusted 20 degrees either way to ensure the position of the support tower easily aligns to the equipment being attached. From the top side, this is a clean connection with the weather-tight attachments being made directly to the compression ring under the roof skin - no cutting, drilling or welding required.


Slot & Tab System

Revolutionary patented design utilizes slot and tab connections for easy assembly and precision consistency, resulting in exceptional connection strength.



Slot & Tab System is precision fabricated for exceptional column strength.

BROCK® Roof Walkarounds



BROCK Roof Walkarounds give workers safe, 360-degree access for equipment inspection and maintenance. They are pre-engineered to integrate seamlessly with Brock's EVEREST® bins, stairways and ladders.

A Full Line of Brock Solid® Solutions



For decades, farmers have counted on Brock for reliable, quality grain storage. That focus on providing dependability has led to technological advances and expansion through the years, resulting in the full line of grain facility solutions that are available today.

Whether you're a farmer interested in grain handling equipment or a commercial operator in need of grain storage, you'll find the BROCK SOLID quality you've come to expect and the trusted integrity you deserve.



Storage

- EVEREST® & On-Farm Grain Bins
- EVEREST & Wet Holding Hopper Bins
- Temporary Storage
- Bin Access Doors
- Grain Aeration Floors



Handling

- Grain Sweeps
- Grain Conveyors
- Bin Unloading Systems
- Bucket Elevators
- Distributors & Accessories



Drying & Conditioning

- Cross-Flow and Mixed-Flow Grain Dryers
- Tower Grain Dryers
- Centrifugal & Axial Fans
- Heaters
- Controls



— BROCK SOLID® —

Safeguarding Your Grain® Since 1957

BROCK GRAIN SYSTEMS

A Division of CTB, Inc.

A Berkshire Hathaway Company

Phone: +1 866.658.4191

www.brockgrain.com

Email: sales@brockgrain.com

BR-2278/202508