



— BROCK SOLID[®] —

DOUBLE-WIDE DOUBLE-INLET FANS



Safeguarding Your Grain[®] Since 1957

Protecting Your Investment

When months of hard work go into producing a grain crop, trust it to the best in aeration fans: Brock.

Brock Solid® is our guarantee of trusted reliability you can count on day in and day out. It's unmistakable quality, built to last year after year. And it's the

same guarantee we founded the company on back in 1957.

Today, our dealers continue to uphold those standards, providing the superior service and support customers expect from Brock. Brock Solid means you can depend on them and us. Times may

change, but our solid values are stronger than ever.

Whether you're a farmer storing your own grain or a commercial operation entrusted with safeguarding your customer's crops, Brock Solid delivers. Always has, always will.


Double-Wide Double-Inlet Fans

Brock's new GUARDIAN® Series double-wide double-inlet centrifugal fan line offers:

- The double-wide centrifugal wheel is more efficient and naturally provides more airflow than a single-wide wheel.
- Choice of low-speed or high-speed models.
- Choice of 30-, 40- or 50-horsepower motors.
- Low-speed fans with high airflows at low to medium static pressures for larger storage bins.
- High-speed fans with low airflows at high static pressures for more efficient aeration of tall stored grain heights.



Factory-balanced Centrifugal Wheels provide smooth, efficient fan operation aided by Brock's cable suspension mounts for hanging fans from the bin's sidewall. Cable suspension makes it easier to clean under the fan and is 50% less than the cost of a concrete foundation. Concrete foundation option is available.



Aluminum Wheel is corrosion resistant and lightweight for better wheel balance.




Belt-drive Operation offers quieter (3 dB less), smoother fan operation with less vibration compared to direct drive single inlet fans. It also makes drive system maintenance easy. The fan safety guard has been removed to show the belt drive in this photo.



Fan Motor mounts on transition housing to eliminate the typical added suspension needed for the motor along with potential strain on fan motor bearings. Future fan motor upgrades to higher horsepower are also easier.

Double-Wide Double-Inlet Fans



Fan Arrives with fan transition already mounted. This makes the fan installation faster, easier and saves on-site assembly labor and cost.




These Brock Fans are Variable-Frequency Drive (VFD) capable to help provide more precise control of the fan's speed and energy consumption.



Fan Selection Made Easy

Choosing the right BROCK® Aeration Fan is easy with Brock's AIR SOLVER® Fan Selection Software. Your Brock dealer simply enters your storage system's aeration requirements and the software helps choose the aeration fan type and size appropriate for meeting your aeration needs.



Choose the Fan Model That Best Matches Your Need


Airflow Ratings (Cubic Feet Per Minute - CFM)

Fan Model	HP	Fan Speed	Inches of Static Pressure										
			0.0	2.0	4.0	6.0	8.0	10.0	12.0	14.0	16.0	18.0	
LC27D1-303	30	Low	37,325	33,210	28,510	23,810	19,200						
LC27D5-303	30	High	21,400	20,350	19,160	17,700	16,200	14,500	12,400	10,400			
LC27D1-403	40	Low	40,500	37,000	33,325	28,750	24,680	20,515					
LC27D5-403	40	High	23,400	22,444	21,350	20,150	18,750	17,450	15,890	13,910	11,500		
LC27D1-503	50	Low	44,200	40,500	36,800	33,000	28,900	25,000					
LC27D5-503	50	High	25,250	24,357	23,365	22,323	21,058	19,794	18,529	17,100	15,340	12,866	

Airflow ratings have been determined by an independent fan testing facility in accordance with AMCA Standard 210.

Contact your local Brock dealer for help in selecting a fan.

A Full Line of Brock Solid® Solutions



Storage

- EVEREST® & On-Farm Grain Bins
- EVEREST® & Wet Holding Hopper Bins
- Temporary Storage
- Bin Access Doors
- Grain Aeration Floors

Handling

- Grain Sweeps
- Grain Conveyors
- Bin Unloading Systems
- Bucket Elevators
- Distributors & Accessories

Drying & Conditioning

- Low-Profile Grain Dryers
- Tower Grain Dryers
- Centrifugal & Axial Fans
- Heaters
- Controls

Structures

- Catwalks
- Bucket Elevator Towers & Stairways
- EVERLOC® Roof Mount System
- Support Towers
- Slot & Tab Construction

For over 60 years, farmers have counted on Brock for reliable, quality grain storage. That focus on providing dependability has led to technological advances and expansion through the years, resulting in the full line of grain facility solutions that are available today.

Whether you're a farmer interested in a grain dryer or a commercial operator in need of grain storage equipment, you'll find the quality you've come to expect and the trusted integrity you deserve.



— BROCK SOLID® —
Safeguarding Your Grain® Since 1957

BROCK GRAIN SYSTEMS

A Division of CTB, Inc.
A Berkshire Hathaway Company
Phone: +1 866.658.4191
www.brockgrain.com
Email: sales@brockgrain.com